



**JOHN  
GEORGE**

Delivering Performance Since 1725

johngeorge.co.uk  
sales@johngeorge.co.uk

Wholesale distributors to merchants  
in the building, roofing, fencing and agricultural trades

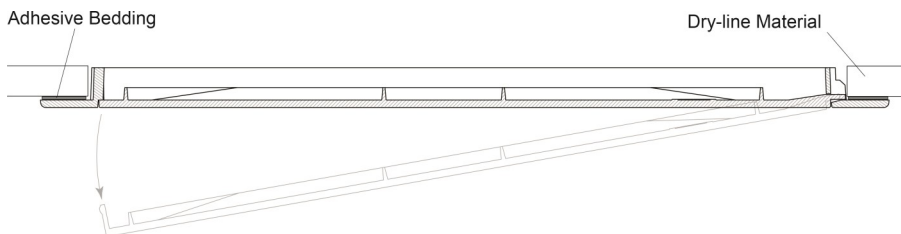

**Product  
Information**

# Access Panel 300 x 300mm

Provides a cost effective solution for easy access to hidden building services behind a ceiling or wall.


The panel is predominantly used in domestic household situations for access to electrical wiring systems, fuse box/ switches, controls/connection links and valves/stopcocks/ plumbing.

- Lightweight, easy to fit and manufactured in high impact polystyrene
- Has a textured finish that can be painted over if required
- Hinged along one side and can be completely removed for easy and convenient access



## Installation

1. Prepare a slightly oversized 300mm square hole in the dry-line material in front of the detail you wish to access.
2. Run a bead of suitable adhesive (read usage instructions carefully) all around the back edge of the frame.
3. With the door securely fastened within the frame, insert the whole panel into the previously prepared hole and press firmly against the surface of the wall.
4. Remove and excess adhesive which has seeped from behind the frame and leave to set.



**WEST:**

Tel: 01275 335810 Fax: 01275 349203

**CENTRAL:**

Tel: 0118 941 1234 Fax: 0118 945 1059

**EAST:**

Tel: 01268 663130 Fax: 01268 663131

